



The Biologicalisation of Medicine and Manufacturing

William Whitford

Global Solutions Leader, DPS Group

3D-Printing and Biofabrication

Boston, 17-18 August, 2020

DPS Group

- A leading global Architectural, Engineering and Consulting Company
- Advanced therapeutics focus
- 2000 People in 15 offices worldwide



Agenda

- Biologicalisation
- Digital manufacturing
- Bio-inspired constructions
- Bioproduction, botany and bioprinting
- Biocentrism and the biocentric universe



It's healthy, romantic and sustainable

- But, natural systems can be
 - Sluggish
 - Inflexible
 - Unstable
 - Inefficient
 - Expensive

Ecosystem services: natural environment benefits




From Wikimedia Commons, the free media repository

Many industrial reactions leave toxic waste

Powerful and efficient but rely upon

- Transition / heavy metals
- Much heat and pressure
- Organic solvents
- Halogenated
- Caustics
- POPs

POP: persistent organic pollutant



From Wikimedia Commons, the free media repository

Biologicalisation



Biological transformation in manufacturing

- Integration of bio-inspired principles
 - Principles, structures, resources
 - Functions and materials
- With Industry 4.0 tool and methods as
 - Industrial internet of things (IIoT)
 - Machine learning
- And modern chemistries
 - Next-gen molecular biology
 - Nano and 'omics understandings
- For sustainable manufacturing
 - Technologies
 - Materials



Peer-reviewed journals


“. . . integration of biological and bio-inspired principles, materials, functions, structures and resources for intelligent and sustainable manufacturing technologies and systems..”

G. Byrne, et al., Biologicalisation: Biological transformation in manufacturing, CIRP Journal of Manufacturing Science and Technology, Volume 21, May 2018, Pages 1-32 (2018)

“Further inspirations taken from biological systems are adopted for machining centers and drive a biological transformation of manufacturing machines.”

Konrad Wegener, Thomas Gittler and Lukas Weiss, Dawn of new machining concepts: Compensated, intelligent, bioinspired.

Blogs and forums

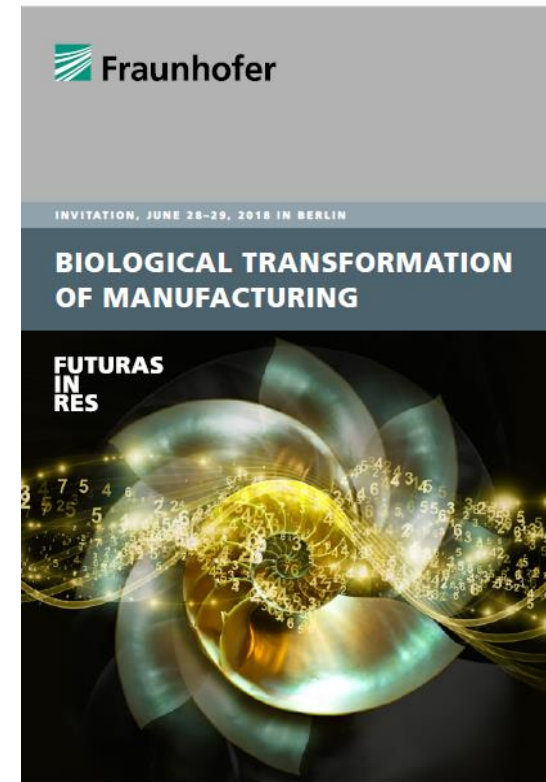


The screenshot shows a blog post from Cell Culture Dish. The header includes the logo and navigation links: ARTICLES, EXPERT SESSIONS, PODCASTS, WEEKLY WRAP-UPS, and COOL TOOLS. The article title is "Biologicalisation is Coming of Age" by William G. Whitford, dated October 25, 2018. The post features a graphic with a bar chart showing growth (+125, +300, +500) and a globe with a +10.5% increase. The text discusses the Nobel Prize winner Frances H. Arnold and the impact of biological principles on manufacturing.

Activity is growing

Last summer, Fraunhofer-Gesellschaft of Berlin

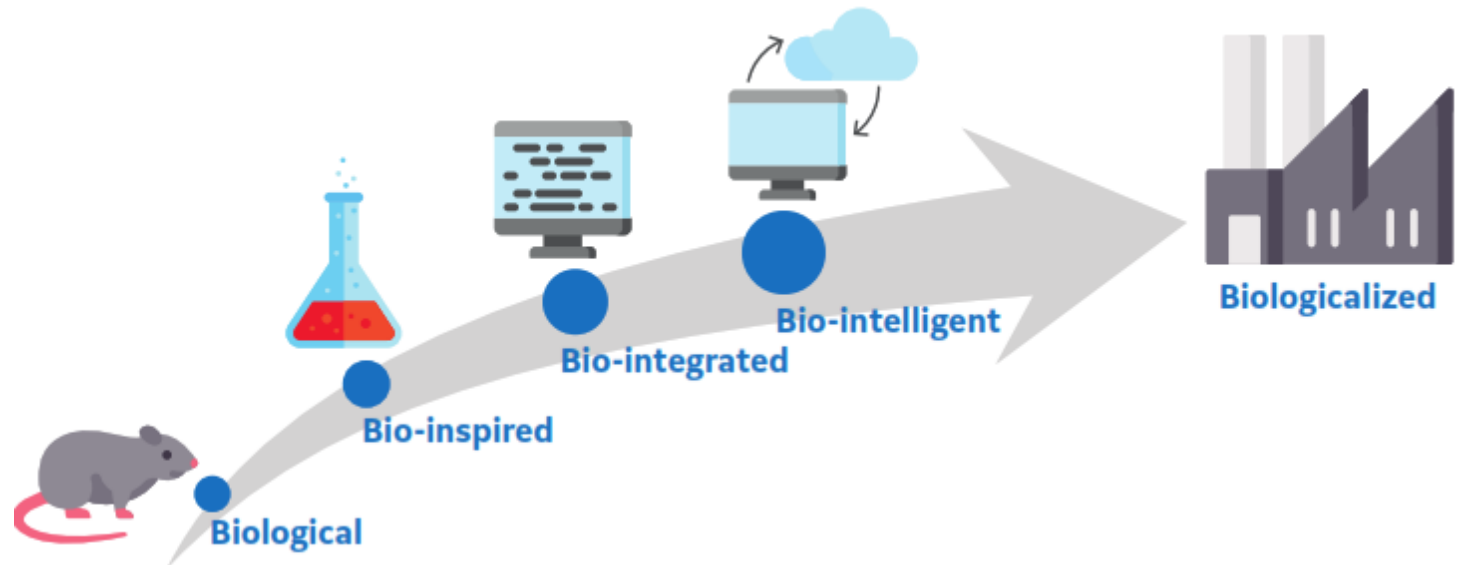
- Sponsored *Biological Transformation of Manufacturing*
- “Go back to nature” initiatives for decades
- Emphasis now upon
 - Bio-integrated through novel technologies
 - Manufacturing efficiency and sustainability
 - Modern digital, automation and nano-techniques



Moving from original to intensified

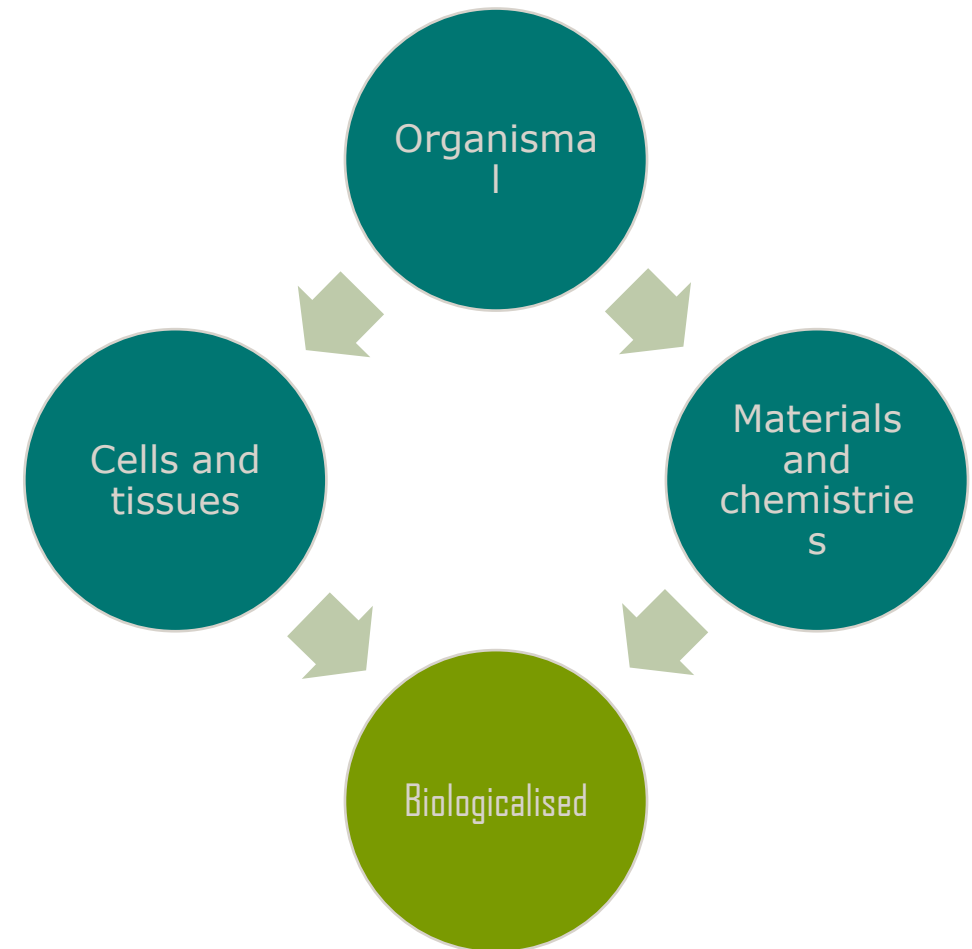
- **Biological**
Animals, plants, bacteria, fungi, functions and natural systems
- **Bio-Inspired**
Materials, surfaces, media, pathways, chemistries, catalysts
- **Bio-Integrated**
Design, processes, assemblies, reactions, equipment, facilities
- **Bio-Intelligent**
Systems, organization, supply chains, global circular economy

From natural to engineered



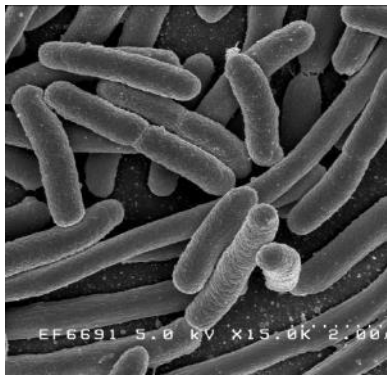
Natural to ex vivo living or synthetic systems Beginning with nature- evolving to bio-inspired

- **Biological (original)**
Organisms, organs, tissues
functions and natural systems
- **Bio-Inspired I**
Materials, surfaces, media,
pathways, chemistries, catalysts
- **Bio-Inspired II**
Cell assemblies, recombinant cells,
Bioengineered assays and therapies

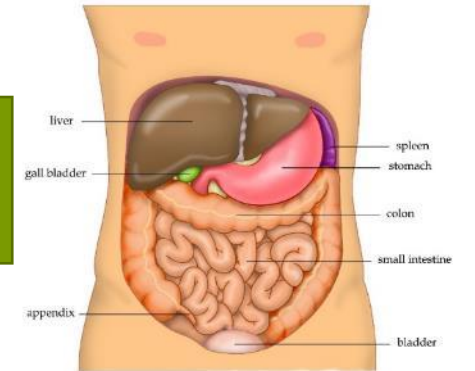
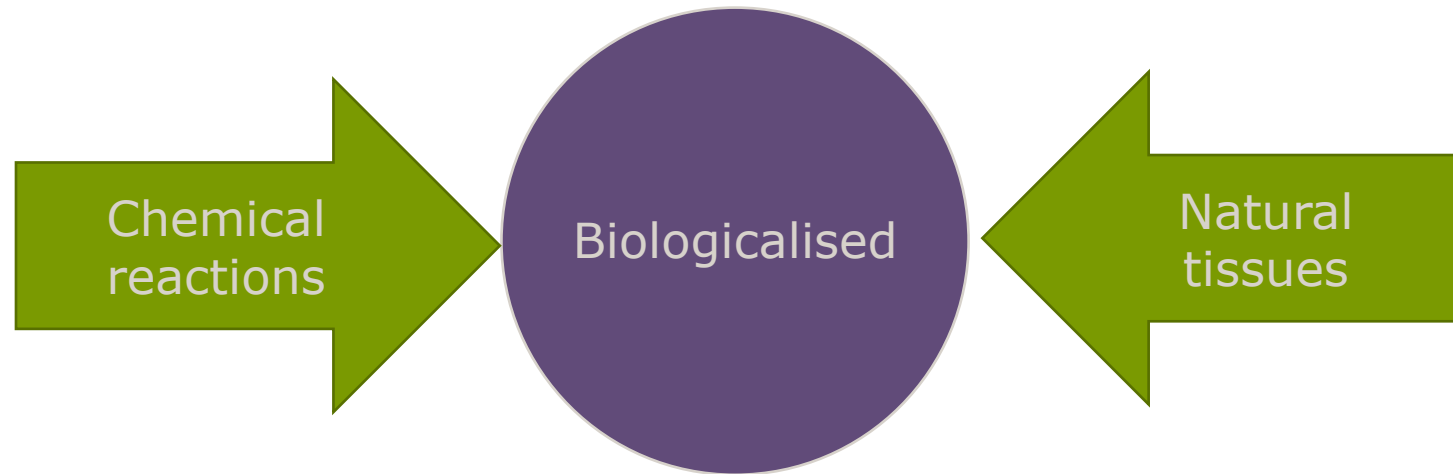


Many chemical reactions leave toxic waste

Many natural activities lack control and efficiency



Wiki: Rocky Mountain Laboratories



Tvanbr - Own work, Public Domain

Chemotherapy

Non-specific intracellular poisons to inhibit mitosis, cell division

Drugs	Acronym
Cyclophosphamide, methotrexate, 5-fluorouracil, vinorelbine	CMF
Doxorubicin, cyclophosphamide	AC
Docetaxel, doxorubicin, cyclophosphamide	TAC
Doxorubicin, bleomycin, vinblastine, dacarbazine	ABVD
Mustine, vincristine, procarbazine, prednisolone	MOPP
Cyclophosphamide, doxorubicin, vincristine, prednisolone	CHOP
Bleomycin, etoposide, cisplatin	BEP
Epirubicin, cisplatin, 5-fluorouracil	ECF
Epirubicin, cisplatin, capecitabine	ECX
Methotrexate, vincristine, doxorubicin, cisplatin	MVAC
Cyclophosphamide, doxorubicin, vincristine, vinorelbine	CAV
5-fluorouracil, folinic acid, oxaliplatin	FOLFOX

<https://en.wikipedia.org/wiki/Chemotherapy>

Adoptive Immunity

Antibody-mediated immunity

Cell-mediated immunity

And more...



Molecular Therapy
Nucleic Acids

REVIEW | VOLUME 11, P508-514, JUNE 01, 2018

Promoter-Operating Targeted Expression of Gene Therapy in Cancer: Current Stage and Prospect

Chao Chen • Dongxu Yue • Liangyu Lei • ... Tao Ding • Mengmeng Guo • Lin Xu   • [Show all authors](#)

Open Access • Published: May 02, 2018 • DOI: <https://doi.org/10.1016/j.omtn.2018.04.003>

Nature inspired chemistries, technologies and products

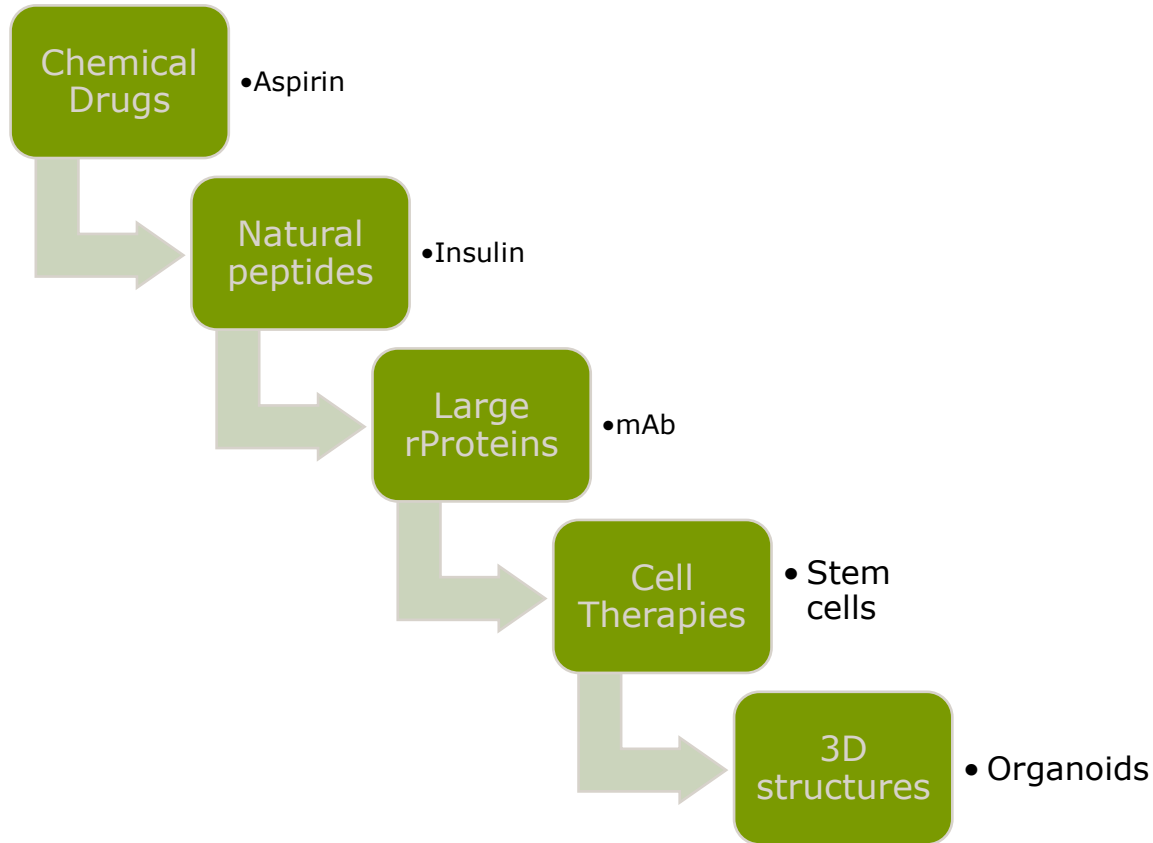
- Materials
- Surfaces / structures
- Assays and diagnostics
- Therapeutic development
- Final entity / therapy designs
- Drug manufacturing processes
- Product handling / shipping / surveillance

Cell-based activity in medicine

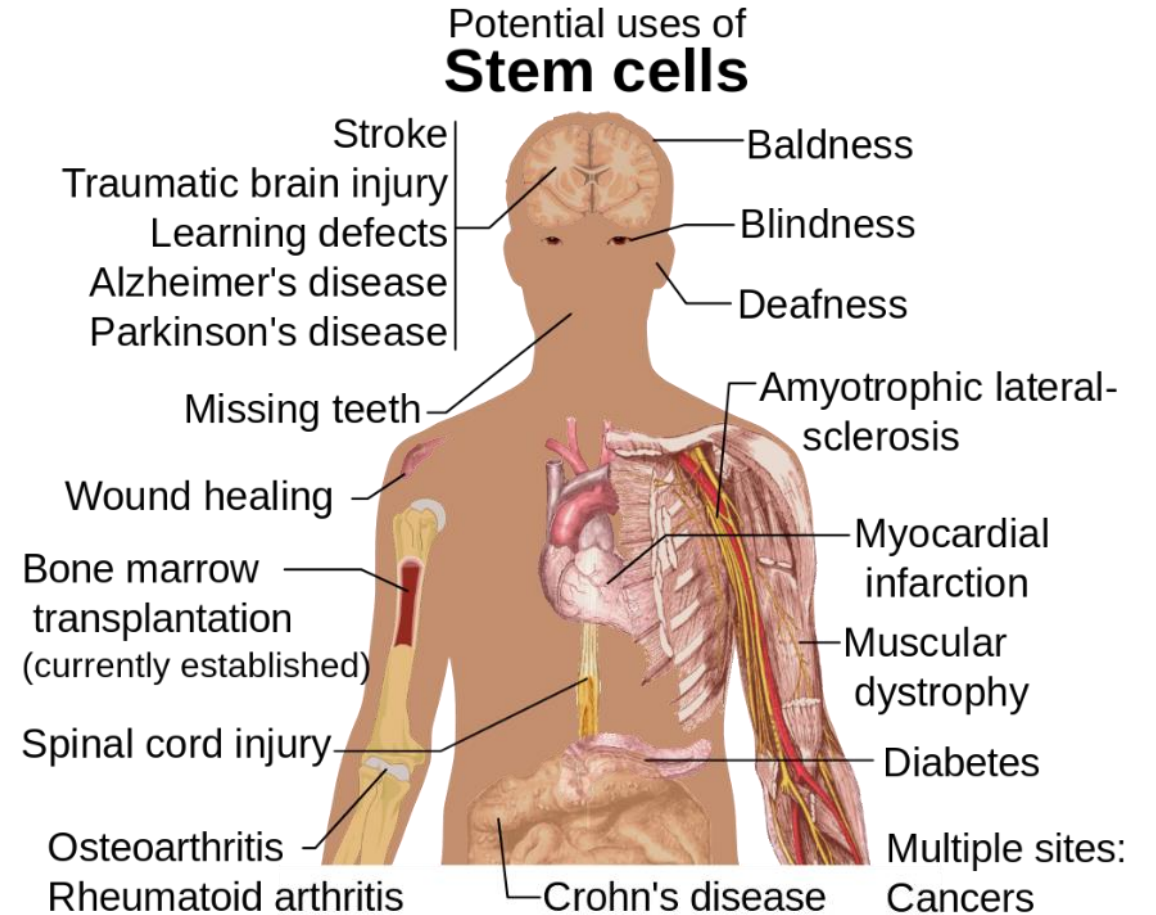
- T and B cell based therapies
- MSC, iPSC based therapies
- Biomanufacturing
- Exosomes as vectors
- Bioprinted tissues for therapy
- Bioprinted drug screening assays
- Bioprinted structures for diagnostics



Evolution of therapies



Cultured cells in diagnostics and medicine



Häggsström, Mikael (2014). "Medical gallery of Mikael Häggsström 2014". WikiJournal of Medicine 1 (2). DOI:10.15347/wjm/2014.008. ISSN 2002-4436. Public Domain.orBy Mikael Häggsström, used with permission. - All used images are in public domain., Public Domain, <https://commons.wikimedia.org/w/index.php?curid=6638034>

Cellular influence at ESACT 2019



Biologicalization: Cell and nature-based digital manufacturing

Bill Whitford
GE Healthcare Bio-Sciences AB, Björkgatan 30, 751 84 Uppsala, Sweden



Application of biology, technology and design

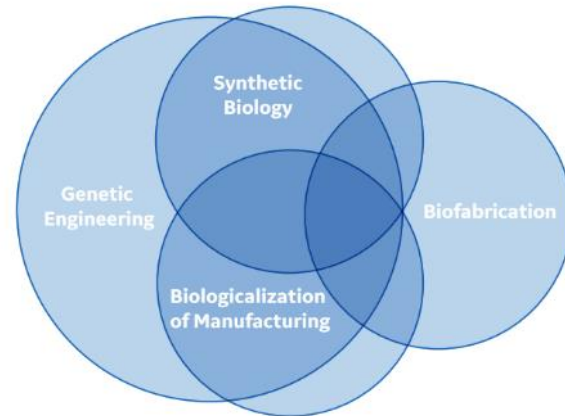


Fig 2. Relationship of some new technologies to biologicalization.

3D printed iPSC-derived cardiomyocytes

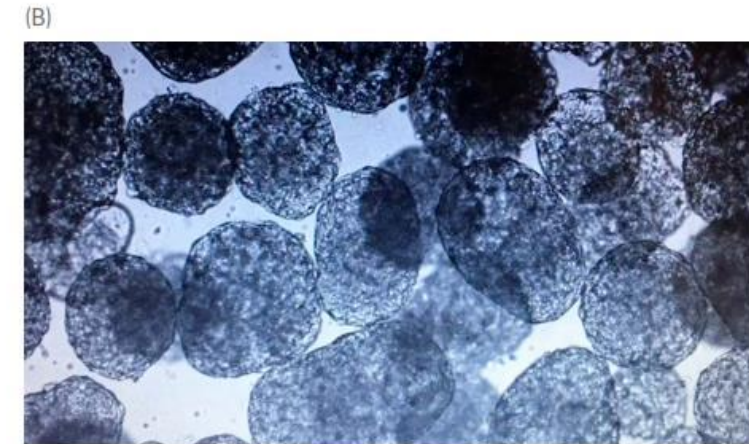
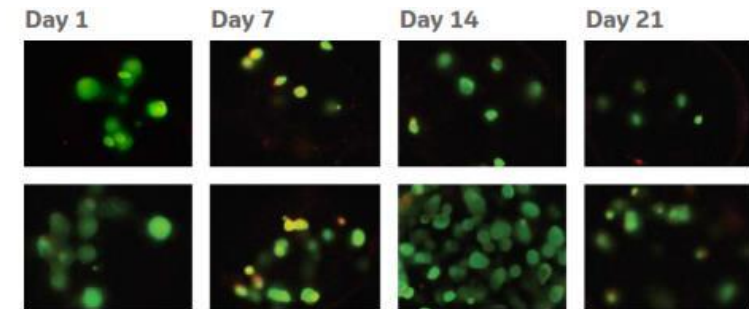


Fig 3. Assays of spheroids of iPSC-derived cardiomyocytes over time. Images by express permission of CELLINK.

Courtesy CELLINK, WWW.CELLINK.COM

Digital Manufacturing



Industry 4.0 in bio-inspired manufacturing

Cyber-physical approaches, as described in Industry 4.0

- Advanced computer data storage, hard- and software
- Industrial internet of things (IoT), model-based control
- Cloud-based information techniques, machine learning
- Artificial intelligence and automation
- Newer MES / automation in production

FOCUS  N... → MANUFACTURING ←

The Era of Digital Biomanufacturing

William Whitford

The digital revolution in manufacturing began with an explosion in monitoring, analytics, and new computing capabilities. Combined with such advances as artificial intelligence (AI), automation, and robotics, they are changing our concepts of manufacturing in general — from product development and factory operations to materials supply. This evolution also connects product and process designers and leaders in manufacturing engineering. Digital manufacturing (DM) isn't a dream or a concept on some advanced developer's design table; it's occurring now and will change industry forever (1, 2).

For many years, manufacturing plants have been generating more and better data than ever before. But some companies have begun harnessing the resulting sea of information to gain valuable insights that can lead to greater efficiencies, productivities, and



WHAT IS DIGITAL MANUFACTURING?

- Explosion in monitoring, analytics, and new computing capabilities
- Artificial intelligence, automation, and robotics operating now
- From product development to materials supply to factory operations
- Connectivity among operations, design engineers, and academic leaders
- Small-molecule drug manufacturers exploiting for continuous processes

Similar concepts presented in many forums

- Digital transformation of industries (DTI)
- Digital plant maturity model (DPMM)
- Cyber / physical production systems
- Next-gen biomanufacturing
- Enterprise adaptive control
- Smart factory technology
- **Digital biomanufacturing**
- Fully automated facility
- Factory of the future
- Smart bioprocessing
- Biopharm 4.0
- **Industry 4.0**
- Society 5.0

Digital Biomanufacturing Will Enable Tissue Bioprinting



The Cell Culture Dish

FOCUS ON... → MANUFACTURING ←

The Era of Digital Biomanufacturing

William Whitford

The digital revolution in manufacturing began with an explosion in monitoring, analytics, and new computing capabilities. Combined with such advances as artificial intelligence (AI), automation, and robotics, they are changing our concepts of manufacturing in general — from product development and factory operations to materials supply. This evolution also connects product and process designers and leaders in manufacturing engineering. Digital manufacturing (DM) isn't a dream or a concept on some advanced developer's design table; it's occurring now and



Whitford W, BioProcess Int. 15(3) 2017:12–18
Courtesy www.bioprocessintl.com

Modern digitalization + bio-inspiration

Biological transformation (biologicalisation)

- A harmonisation of digital manufacturing principals with biological systems, structures and chemistries
- A transformation of the entire value chain
- Dependent upon
 - The application of bio-inspired principles and materials in synergy with digital technology, equipment, facilities
- Klaus Schwab, *World Economic Forum Geneva*
“...the digital revolution... is characterized by a fusion of technologies that is blurring the lines between the physical, digital, and biological spheres.”
- GE’s PREDIX platform: digital manufacturing now

THE ^{12th} Annual
BIOPROCESSING August
SUMMIT **VIRTUAL** 24-28, 2020

Cambridge Healthtech Institute's 3rd Annual

Digital Biomanufacturing

Embracing Digital Transformation in Bioprocessing

AUGUST 26 - 27, 2020

**Bio-inspired
reactions /
constructions**




A common historical scenario

German Method of acetic acid manufacturing

- Alcohol-containing feed percolated through wood shavings
- Aerobic fermentation to alcohol by bacterium
- Collection of a solution of acetic acid at the bottom

Synthetic generation from rather inorganic compounds

- Chlorination of carbon disulfide → carbon tetrachloride → pyrolysis to tetrachloroethylene → aqueous chlorination to trichloroacetic acid → electrolytic reduction to acetic acid
- Typical 20th century manufacturing approach



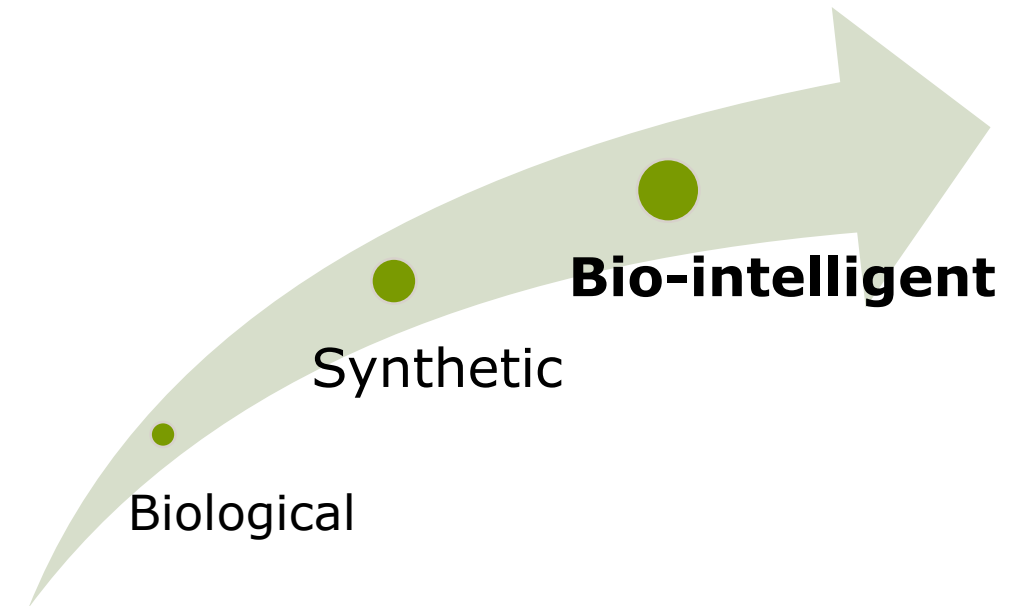
Perstorp 1884 acetic acid purification plant

Wimvandorst on en.wikipedia

A common historical scenario

Today we are seeing biologicalisation

- Engineered bacteria expressing new alcohol dehydrogenases
- Digital manufacturing-based advances in fermentation
- Lowering manufacturing energy requirements
- Supporting low-cost carbohydrate source use
- $C_2H_4O_2$ from organic and agricultural waste



Bio-integration of pathways and processes

A 2018 Nobel Prize in Chemistry winner

- Frances H. Arnold, Caltech Professor
- Invented systems for directed evolution of enzymes
- Now used in such tools as catalysts in manufacturing
- Eg, environmentally friendly manufacturing of pharmaceuticals and renewable fuels
- Only the fifth woman to receive Chemistry prize



Wikimedia commons: Beavercheme2 - Own work

**Bioproduction,
botany and
bioprinting**



Developing biosensors

- Employ recognition capabilities of biological systems
- Combine them with physicochemical transducers
- Deliver simple diagnostic systems in diverse applications
- Commercial applications in e.g., biochips, and wearable sensors





Keynote Lectures included

- Biosensing through high-affinity artificial protein binders from computationally simulated epitopes
- From in-vitro to in-vivo: Silicon technology for healthcare
- From sensing to bionics: A view of current trends and future prospects

Example: Berkley Lights

Beacon CLD

- Automated screening of 1000s of cells
- Early product enabling Digital Cell Biology
- Many potential workflows on nanofluidic chips
- Growth, phenotype and selection and recovery
- Digital microscopy and optical tweezers supported



Example: 3D printing PLA and β -TCP scaffolds

- Polylactic acid (PLA)
- Tricalcium phosphate (β -TCP)
- Incorporated in various hydrogels
- Assists tissue repair and regeneration



Contents lists available at ScienceDirect

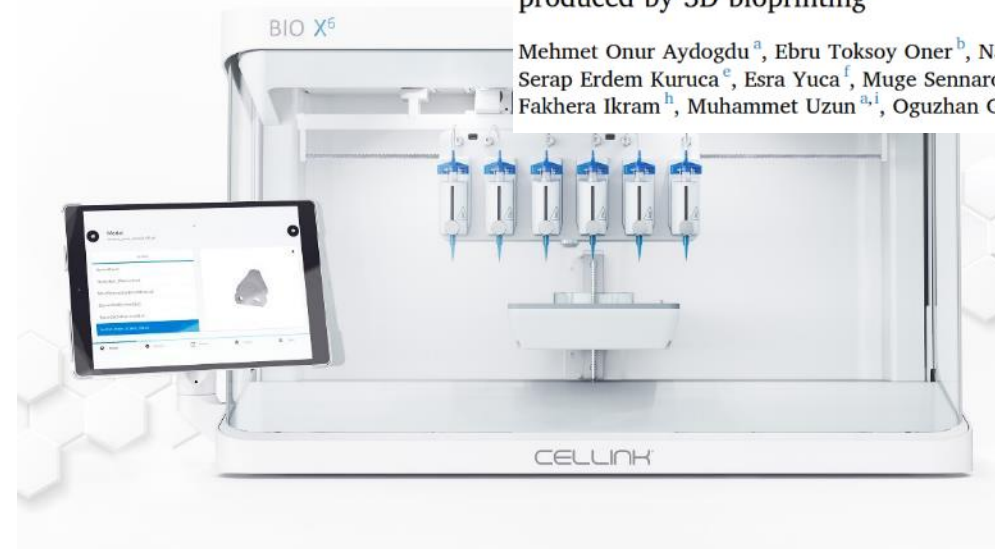
Bioprinting

journal homepage: www.elsevier.com/locate/bprint



Comparative characterization of the hydrogel added PLA/ β -TCP scaffolds produced by 3D bioprinting

Mehmet Onur Aydogdu^a, Ebru Toksoy Oner^b, Nazmi Ekren^{a,c}, Gokce Erdemir^d, Serap Erdem Kuruca^e, Esra Yuca^f, Muge Sennaroglu Bostan^g, Mehmet S. Eroglu^g, Fakhra Ikram^h, Muhammet Uzun^{a,i}, Oguzhan Gunduz^{a,j,*}



Elsevier Open Access Article

- Engineered organoids support T cell differentiation from PSCs
- These PSC-derived T cells are similar to conventional T cells
- Naive, antigen-specific T cells can come from TCR-engineered PSCs

Cell Stem Cell

Available online 17 January 2019

In Press, Corrected Proof [?](#)



Article

Organoid-Induced Differentiation of Conventional T Cells from Human Pluripotent Stem Cells

Amélie Montel-Hagen ^{1, 8}, Christopher S. Seet ^{2, 3, 4, 8}, Suwen Li ^{1, 3, 5}, Brent Chick ¹, Yuhua Zhu ¹, Patrick Chang ^{1, 6}, Steven Tsai ², Victoria Sun ^{1, 6}, Shawn Lopez ¹, Ho-Chung Chen ¹, Chongbin He ¹, Chee Jia Chin ¹, David Casero ¹, Gay M. Crooks ^{1, 3, 4, 7, 9}  

Madeline Lancaster, MRC Laboratory of Mol. Bio.

- First brain organoid derived from human iPSC
- First 3D model of the human embryonic brain
- Using human induced pluripotent stem cells
- Spontaneously self-organize into a structure
- Removes many limitations of animal models
- Recapitulate anatomical / functional activity



Courtesy the NC3Rs, <https://www.nc3rs.org.uk/about-us>

Advantages over animals / tissues

- Efficient
- Modifiable
- Controllable
- More humane
- Less expensive
- Multiplex monitoring

CHAPTER 14

Three-dimensional cell-based assays in hollow fibre bioreactors

John J. S. Cadwell¹ and William G. Whitford²

¹ FiberCell Systems Inc., Frederick, Maryland, USA

² GE Healthcare, Life Sciences, Cell Culture, Logan, Utah, USA

Biomimetic systems replace

- Unsustainable features of synthetic chemistries
- Undesired animal systems as well

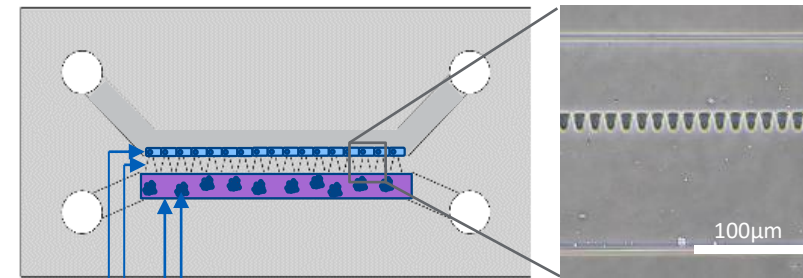


The image shows a screenshot of a news article from de:zeen. At the top left is the de:zeen logo. To its right is a decorative graphic with the text 'WILL 3D PRINTED HUMAN SKIN MAKE ANIMAL TESTING FOR COSMETICS OBSOLETE?' in bold black letters. Below this is the text 'BEAUTY FEATURE' in green. The main headline of the article is '3D-printed human cells could "replace animal testing"'. Below the headline are social media sharing icons for Facebook, Twitter, Pinterest, Reddit, LinkedIn, and Tumblr. Underneath the icons is the author information: 'Marcus Fairs | 7 November 2013 | 7 comments'. At the bottom of the article preview is a short news snippet: 'News: 3D-printed human cells could replace the need for animal testing of new drugs within five years, according to a pioneering bio-printing expert at the 3D Printshow in'.

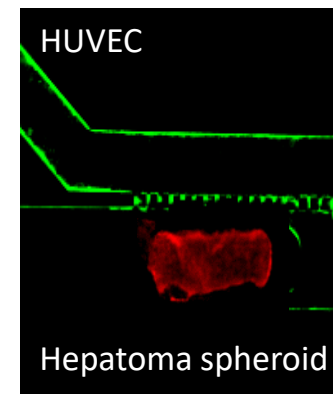
3D bioprinted microfluidic model

- *In vitro* hepatoma model
 - based on 3D printing as well as microfluidics
 - results similar to animal experiments
 - results better than in 2D models
- Power attributed to
 - biomimetic 3D drug transport efficiency
 - microenvironment in the model
- Drug-mediated ADCC effects also observed

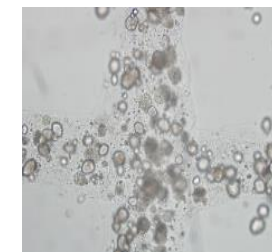
SunP Biotech ALPHA-CPT1



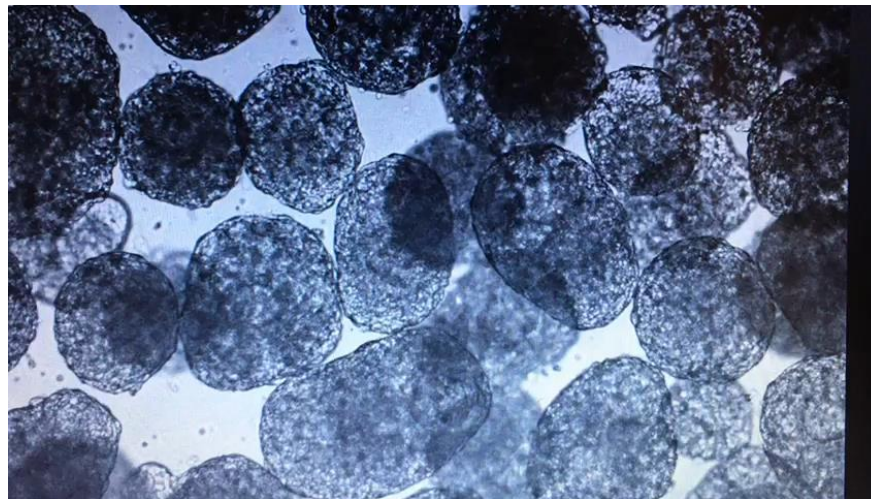
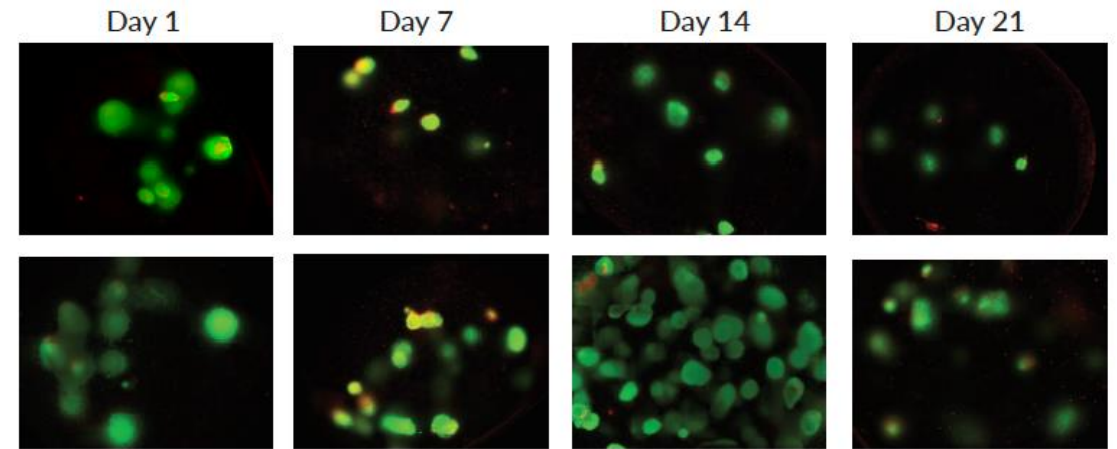
Hepatoma spheroids
HPCH hydrogell- HPCH
Porous microstructures
Endothelium Layer



3DP(SMMC)-120h-NC



- 3D printed cardiomyocytes
- Cultured human iPSC-derived
- Printed in CELLINK Laminink 521
- Maintain contractility for 12 weeks
- Can replace many synthetic assays



Courtesy CELLINK, WWW.CELLINK.COM

In manufacturing

- Promises sustainability and efficiencies
 - Eg, water-based reaction media
- Enabled by many developing initiatives
 - Eg, digital, molecular, and nano
- Implemented by diverse technologies
 - Eg, reactions, enzymes and 3D cultured cells

In medicine

3D printed tissues may keep athletes in action



Courtesy CELLINK, WWW.CELLINK.COM

Wave-particle duality demonstrated in a peptide November 9th 2019

Armin Shayeghi, U of Vienna

Quantum interference in molecules of gramicidin

(natural antibiotic made up of 15 amino acids)


- Created a beam of ultracold gramicidin molecules
- Measured the interference pattern created when beam interfered with itself
- Implying superpositioning and entanglement of biological molecules

MIT Technology Review

Biotechnology Nov 9

A natural biomolecule has been measured acting like a quantum wave for the first time

[Read more](#)



Biocentrism

The **centrality of all life** in ecological, political and ethical values



Apollo 17 [Public domain]

The Biocentric Universe

Space and time are **forms of animal sense perception** rather than external physical objects



Non-fee album cover